

BE THE LIGHT IN YOUR STREET

Usually at this time of year we like to have a party celebrating Jesus being the LIGHT in the darkness. Sadly we cannot meet together for a party this year but this will not stop us having fun and celebrating the LIGHT!

In this pack there are some different ideas of activities you could do at home with family and they are all based on the theme of LIGHT. There are also resources to make a 'stained glass window.' We would love it if you could put it up in your window to spread the LIGHT in your street and throughout Ware. Maybe as you walk around the town you can spot them in other people's houses! On Saturday 31st All Hallows eve, you could LIGHT the candle and be the LIGHT in your street.

We hope that you enjoy this pack and that you have a great half term!
Christ Church

Light helps us to see
where we are going.
Light helps us to feel
safe.

In this pack...

Craft activity resources and instructions
Food and activity ideas
Sweets- yummy!
Booklet
Invitation to Zoom fun
Bible verse postcard

Bible verse

Jesus said " I am the light of the world! Follow me and you won't be walking in the dark. You will have the light that gives life." John 8:12

There is a postcard of this verse included in this pack. You might like to stick this up somewhere as a helpful reminder or you may choose to give it to a friend or neighbour to pass the message on!

Christians believe that Jesus is like light because he helps us to feel safe, shows us the way to go and how to live.



STAINED GLASS WINDOW

Let's spread the LIGHT in your street and throughout Ware. Make a stained glass window and stick it up in a window in your house. On 31st October you could light the candle and bring some light to your street.

Send in a picture of your window and I will put them all together to create one big picture of light!

Email it to children@christchurchware.co.uk

Maybe as you walk around the town you can spot them in other people's houses!

How to make a stained glass window


You will need:

Black card

Tissue paper

Glue

Pencil (white would be best)



Draw out your design onto the card. You might want to practice on another piece of paper.

Carefully cut out the bits that you want to be colourful



Stick the tissue paper to the card

Stick up in your window!



You can be a light to the people around you every single day.

You can do this by the way you live- the words you use and the way you behave. When you show kindness and give encouragement. When you put other people's needs before our own.

Jesus wants those who believe in him to be like light, to let their light shine and to tell others about him.



ACTIVITIES



Stained Glass Star Biscuits



Ingredients:
150g butter, softened
100g sugar
1 large egg
250g plain flour
1tsp baking powder
1 pinch salt
1tbsp mixed spice
1tsp vanilla extract
1 pack boiled coloured sweets


1. Preheat the oven to 180C and line a baking tray with parchment paper.
2. Using an electric hand whisk, whisk together the butter and sugar in a large bowl until light and creamy.
3. Add the egg and mix thoroughly.
4. Sift in the flour, baking powder, salt, and mixed spice and then add the vanilla extract.
5. Mix with a wooden spoon until you reach a biscuit dough consistency.
6. Turn the dough onto a floured work surface and roll out to about 1cm/½in thick.
7. Cut out star shapes and place onto the lined baking tray.
8. Using a smaller cutter or a small knife cut out the centre of each biscuit.
9. Place a boiled sweet into the hole (cut in half if your hole is smaller than 2.5cm/1in) and place in the preheated oven to cook for 15 minutes, or until golden-brown and crisp with the sweet melted.
10. If you want to hang them, poke a hole in the top before they cool and once cool thread string/ribbon through.



You will need :
Cheese
Cocktail sticks


With an adult, carefully cut cheddar cheese into sticks.
Then cut out smaller bits of cheese into flame shapes-
Red Leicester would work well.
Gently push in your cocktail stick and join the two together.
Enjoy eating!

Cheese Candles





ACTIVITIES



Torch Treasure Hunt

Choose some objects to hide.
One person hides these objects around the house
while everyone else closes their eyes.

Turn off all the lights and go hunting for the objects using a torch.
The person who finds the most objects wins!

Paper Lantern

Make a paper lantern!
Get an A4 piece of paper/card. Cut an end strip
for the handle. Fold in half lengthways and cut
slits. Roll it up and staple the ends.

Why not make lots of them and put them on a
string to decorate the house!



Limbo

Put some music on and grab a torch! Flash the beam of light onto a wall. One
by one each person wiggles their way under it. Don't get caught by the beam!

How low can you go?

Music

Every party needs some music! Here are some
great songs to listen to that talk about being

LIGHT.

Carry the light-
New Wine Kids

My Lighthouse
Rend Collective

This little light of mine

Shine!
John
Murphy

Can you think of other songs that mention
light? Add them to your party playlist!



Live TV show

ALL STAR KIDS

Saturday 31st October

Tune in at 6pm for a live show
packed with games, music,
interviews and competitions!
[https://allstarkidsclub.com/big
show](https://allstarkidsclub.com/big-show)